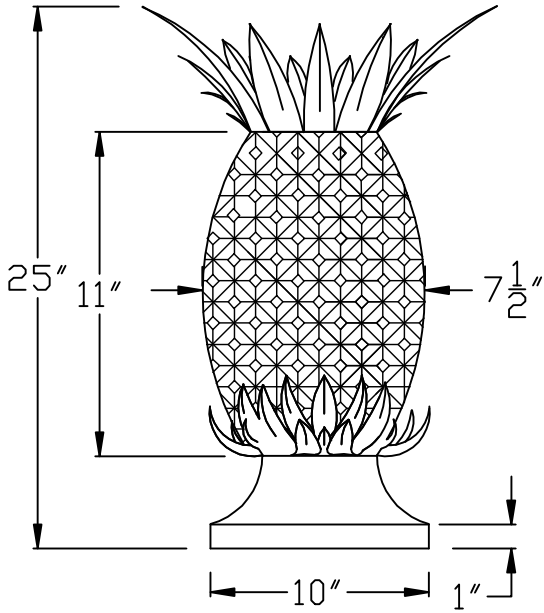


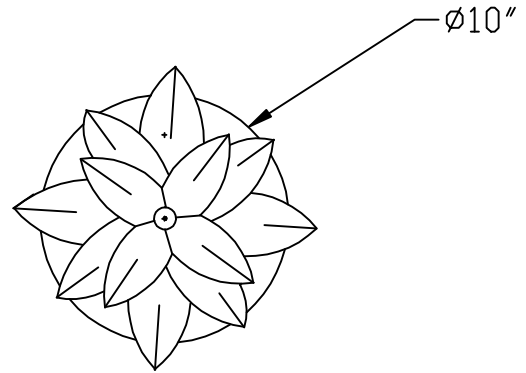
RUTLAND GUTTER SUPPLY LLC

rutlandguttersupply@yahoo.com Ph: 407-859-1119 Fax: 407-859-1123

FL017 SMALL



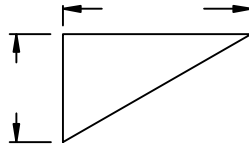
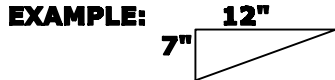
SIDE VIEW



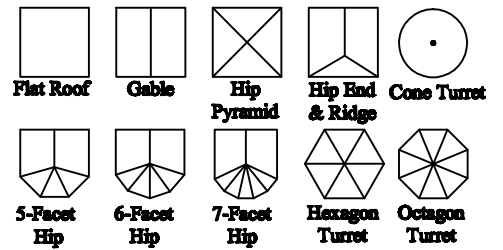
TOP VIEW

SPECIFY ROOF PITCH

To determine roof pitch:
 Use a straight edge atleast 12" long,
 Put corner on roof, holding vertically
 level.
 At the 12" point, measure down. This
 is your roof pitch.



SELECT ROOF SHAPE



Company:	Item: FINIAL FL017 SMALL
Invoice:	Material:
PO#:	Notes:
Architect:	
Contractor:	
Date:	
Approved by:	
Signature:	

CUSTOM ORDERS CAN NOT BE RETURNED